






EXHIBITOR INSTRUCTIONS

Sunset Rare & Reserve Wine Tasting

 Friday, April 24, 2026

 Event Time: 6:30 PM – 9:00 PM

 Location: Laguna Cliffs Marriott
Richard Henry Dana Ballroom
25135 Park Lantern, Dana Point, CA

 On-site Contact: Emily | 805-886-5103

Arrival & Unloading

Delivery Group: #1

Arrival Window: 4:30 PM – 5:00PM (STRICT)

- Offloading begins at 4:30 PM – no early arrivals - **UNLOADING SPACE IS LIMITED. IF YOU CAN CARRY IN, PLEASE DO SO - DIRECTIONS TO LOADING DOCK – SEE MAP BELOW**
- Continue on Dana Point Harbor Drive (pass Park Lantern – hotel entrance)
- Take first right onto Golden Lantern
- Take first right onto Eastern Lantern
- Proceed to loading dock (**volunteers will assist**)
- Unload quickly, then **move your vehicle immediately**
- Do not leave vehicles in the unloading zone
- Proceed to **Exhibitor Check-In in Foyer of Ballroom**

Parking

- Street parking available along **Park Lantern Rd** (first come, first serve)
- Limited lot parking halfway down Lantern Bay Park
- Hotel parking options:
 - Valet (1–5 hrs): \$20
 - Self-park: \$10
 - Overnight: \$60

Check-In

- Located at **Richard Henry Dana Ballroom - INSIDE**
- Receive:
 - Booth assignment
 - **4 exhibitor wristbands**

🏠 Exhibitor Space Details

Each includes:

- (1) 6' draped table
- (1) 6' prep table
- Tabletop ID sign

✓ Bring promotional materials if desired

✗ No electricity available- unless prearranged

🍷 Serving Guidelines

- Be **fully set up by 6:15 PM**
- Guests may arrive early and line up

Recommended supply:

- Please bring 500 small bites
- Pour size: **1–2 oz per guest**

👤 Estimated attendance: **450–500 guests**

💰 High-end audience (ticketed event)

🕒 Event Timing

- **Event begins: 6:30 PM**
- **Serve until: 9:00 PM**
- **No early breakdowns or exits**

🧹 Clean-Up

- Return empty bottles to original cases
- Clear all trash and debris from your area
- Event staff will assist with ice and maintenance

🚗 Directions (Quick Overview)

From North:

405 S → 5 S → Exit Pacific Coast Hwy → Left on Dana Point Harbor Dr → Right on Park Lantern

From South:

5 N → Exit Pacific Coast Hwy → Left on Dana Point Harbor Dr → Right on Park Lantern

Direction to Loading Dock if necessary:

- Continue on Dana Point Harbor Drive (pass Park Lantern – hotel entrance)
- Take first right onto Golden Lantern
- Take first right onto Eastern Lantern

